



MO 150T

SPEC SHEET

Robotic
tow tractor

15,000 lbs.

Robotic tow tractor

The robotic tow tractor offers an autonomous solution specifically for long, repetitive tasks such as milk runs and garbage hauls with a 15,000 pound capacity rating. Tasks that typically lead to higher operator turnover, you can now retain talent by automating these mundane repetitive tasks and promote your skilled operators to more engaging, value-added tasks.

MO150T



DUAL-MODE OPERATION

With the touch of a button, the truck goes into manual mode, allowing the operator to take control.



INFRASTRUCTURE-FREE NAVIGATION

Integrates into existing operations by mapping structural features to self-locate and navigate; does not require tape, wires or magnets for guidance.



SINGLE SOURCE SERVICE

Our certified Yale® Dealers are trained to service both manual and robotic lift trucks enabling a single source provider for your entire fleet.



FULL-SCALE PRODUCTION

Take advantage of a fully developed offering, currently operating in distribution centers—not a conceptual pilot program.

→ ROI

Less than 2 years for two to three shift operations.

→ FLEXIBLE DEPLOYMENT

Runs with zero, partial or full integration with facility warehouse management systems (WMS).

→ SCALABLE


Has the ability to take on small tasks and expand as operational requirements grow.

→ AUGMENTING LABOR

Allows people to focus on value added tasks, and robotic lift trucks on repetitive, low value added tasks.

GENERAL SPECIFICATIONS*			
GENERAL	Model		MO150T
	Rated capacity	lb.	15,000
	Power type		Electric 24 volt
DIMENSIONS	Operation type		Stand (manual)
	Outside turning radius	ft./in.	11'6"
	Vertical clearance	ft./in.	8'3"
	Travel path width (one-way traffic)	ft./in.	6'5" (minimum)
	Travel path width (two-way traffic)	ft./in.	11'2" (minimum)
PERFORMANCE	Travel speed (manual)	mph	8.1
	Travel speed (robotic)	mph	4.5
	Travel direction (manual)		Forward and reverse
	Travel direction (robotic)		Forward only
	Hitching to cart		Auto-hitching and auto-unhitching
BATTERY	Ramp elevation		Inclines/declines <3%
	Power source		Lead-acid, lithium-ion, or hydrogen fuel cells
	Battery charging method		Auto Charge available for certain power sources
	Battery compartment	in.	31.2 L x 14.1 W x 32 H

* Please refer to the MO150T (base truck) specifications sheet for additional details



About Yale



Yale Lift Truck Technologies leverages over a century of material handling experience and substantial investment in innovation to bring the most advanced technology-driven lift truck solutions to market. The company offers a full line of award-winning lift trucks, including reach trucks, order pickers, turret trucks, pallet jacks and trucks, pallet stackers, tow tractors and counterbalanced forklifts, as well as powerful operator assist solutions, proven robotics and a wide range of power sources to help customers adapt to today's demanding supply chain. Yale and its independent dealer network support these solutions with comprehensive after-sales service, parts, financing and training.

MATERIALS HANDLING FOR:

Third-party logistics (3PL)

Auto parts distribution

Beverage

Cold & frozen foods

Food distribution

Food processing

Furniture & furnishings

Government

Health & pharma

Home centers & durables


Retail & e-commerce


Yale Lift Truck Technologies
P.O. Box 7367
Greenville, NC 27835-7367
U.S.A.

yale.com

For questions about Yale® robotic lift trucks,
contact robotics@yale.com or call (844) 984-1758

www.yalerobotics.com



© 2023 Hyster-Yale Group, Inc., all rights reserved. YALE and  are trademarks of Hyster-Yale Group, Inc.

Trucks may be shown with optional equipment and/or features not available in all regions. Truck performance may be affected by the condition of the vehicle, how it is equipped and the application. Specifications are subject to change without notice. Consult your Yale® Dealer if any of the information shown is critical to your application.

CERTIFICATION: Yale lift trucks meet the design and construction requirements of B56.1-1969, per OSHA Section 1910.178(a)(2), and also comply with the B56.1 revision in effect at time of manufacture. Classified by Underwriters' Laboratories, Inc.